

Magellan Core Infrastructure Fund

(MANAGED FUND) (TICKER: MCSI)

A diversified portfolio of 70-100 of the world's best infrastructure companies

PORTFOLIO MANAGER

GERALD STACK

ARSN 646 028 131

APIR MGE9182AU

AS AT 31 OCTOBER 2024

INVESTMENT PHILOSOPHY

To invest in a diversified portfolio of high-quality infrastructure and utilities companies that exhibit highly predictable cashflows.

OBJECTIVES

To achieve attractive risk-adjusted returns over the medium to long term through investment in a diversified exposure to infrastructure securities that meets our definition of infrastructure.

PORTFOLIO CONSTRUCTION

An actively constructed portfolio of 70 - 100 securities that meet our proprietary definition of infrastructure, rebalanced in a systematic manner. Typical cash and cash equivalent exposure between 0-5%.

INVESTMENT RISKS

All investments carry risk. While it is not possible to identify every risk relevant to an investment in the Fund, we have provided details of risks in the Product Disclosure Statement. You can view the PDS for the Fund on Magellan's website www.magellangroup.com.au.

MFG CORE INFRASTRUCTURE FUND: KEY PORTFOLIO INFORMATION

TICKER	FUND SIZE	NAV PER UNIT	BUY/SELL SPREAD ¹	MANAGEMENT FEES ²
MCSI	AUD \$428.2 million	\$1.5939 per unit	0.15% / 0.15%	0.50% per annum

PERFORMANCE³

INCEPTION DATE 17 DECEMBER 2009^A

	1 MONTH (%)	3 MONTHS (%)	6 MONTHS (%)	1 YEAR (%)	3 YEARS (% p.a.)	5 YEARS (% p.a.)	7 YEARS (% p.a.)	10 YEARS (% p.a.)	Since Inception (% p.a.)
Fund	-1.8	4.0	11.7	20.8	3.6	3.3	5.1	7.2	10.5
Index*	0.4	6.8	14.1	29.4	7.6	4.7	5.2	6.1	8.0
Excess	-2.2	-2.8	-2.4	-8.6	-4.0	-1.4	-0.1	1.1	2.5

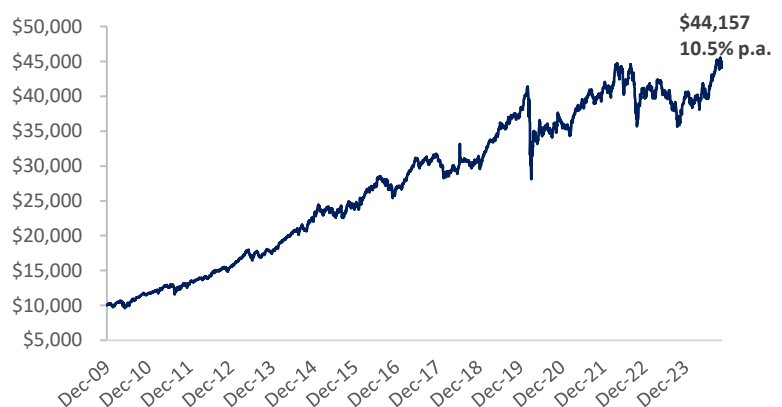
CALENDAR YEAR RETURNS	CYTD (%)	2023 (%)	2022 (%)	2021 (%)	2020 (%)	2019 (%)	2018 (%)	2017 (%)	2016 (%)	2015 (%)	2014 (%)	2013 (%)	2012 (%)	2011 (%)	2010 (%)	2009 (part year)
Fund	9.8	1.2	-5.5	16.7	-5.8	27.2	-2.4	14.1	9.7	7.1	27.4	15.5	15.6	15.2	15.2	1.9
Index*	17.0	3.4	1.3	13.7	-11.9	25.3	-6.7	14.4	14.1	-5.4	22.9	18.5	9.1	4.7	5.7	0.9
Excess	-7.2	-2.2	-6.8	3.0	6.1	1.9	4.3	-0.3	-4.4	12.5	4.5	-3.0	6.5	10.5	9.5	1.0

Past performance is not a reliable indicator of future performance.

TOP 10 HOLDINGS

Company	Sector ⁴
Aena SME SA	Airports
Cellnex Telecom SA	Communications
Enbridge Inc	Energy Infrastructure
Ferrovial SE	Toll Roads
Fortis Inc	Transmission and Distribution
National Grid Plc	Transmission and Distribution
TC Energy Corporation	Energy Infrastructure
Terna SpA	Transmission and Distribution
Transurban Group	Toll Roads
Vinci SA	Toll Roads

PERFORMANCE CHART GROWTH OF AUD \$10,000³



Past performance is not a reliable indicator of future performance.

¹ Only applicable to investors who apply for units directly with the Responsible Entity.

² Transaction costs may also apply – refer to the Product Disclosure Statement. All fees are inclusive of the net effect of GST;

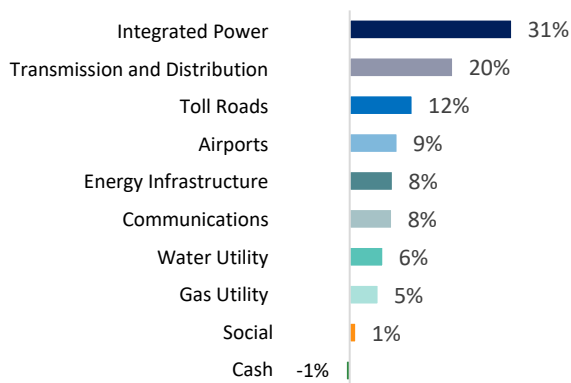
³ Calculations are based on exit price with distributions reinvested, after ongoing fees and expenses but excluding individual tax, member fees and entry fees (if applicable). Returns denoted in AUD.

⁴ Sectors are internally defined.

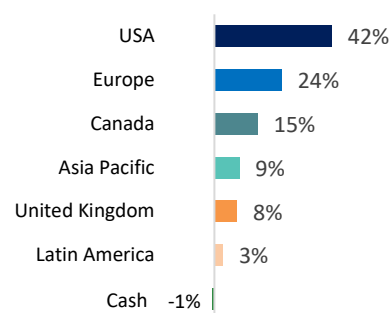
* S&P Global Infrastructure Index A\$ Hedged Net Total Return spliced with UBS Developed Infrastructure and Utilities Index (A\$ Hedged) Net Total Return prior to 1 January 2015. Note: as the UBS Developed Infrastructure and Utilities Index (A\$ Hedged) Net Total Return ceased to be published from 31 May 2015, it was replaced by Magellan on 1 January 2015 with the S&P Global Infrastructure Index (A\$ Hedged) Net Total Return.

^A The Fund was established on 17 December 2009 as an unregistered managed investment scheme. On 19 November 2020, the Fund's name was changed to MFG Core Infrastructure Fund and on 30 November 2020 the Fund was registered with ASIC as a registered managed investment scheme and became available to retail investors. On 11 January 2024, the Fund's name was changed to Magellan Core Infrastructure Fund.

SECTOR EXPOSURE⁵



GEOGRAPHICAL EXPOSURE⁵



Note: Cash exposure includes unrealised profit/loss on currency hedging. As at 31 October 2024 the Fund held 3.1% in cash, with a -3.8% unrealised loss on currency hedging.

⁵ Sectors are internally defined. Geographical exposure is by domicile of listing. Cash exposures include profit/loss on currency hedging. Exposures may not sum to 100% due to rounding.

IMPORTANT INFORMATION

Units in the Fund referred to herein are issued by Magellan Asset Management Limited ABN 31 120 593 946, AFS Licence No. 304 301 ('Magellan'). This material is issued by Magellan and has been prepared for general information purposes only and must not be construed as investment advice or as an investment recommendation. This material does not take into account your investment objectives, financial situation or particular needs. This material does not constitute an offer or inducement to engage in an investment activity nor does it form part of any offer documentation, offer or invitation to purchase, sell or subscribe for interests in any type of investment product or service. You should obtain and consider the relevant Product Disclosure Statement ('PDS') and Target Market Determination ('TMD') and consider obtaining professional investment advice tailored to your specific circumstances before making a decision about whether to acquire, or continue to hold, the relevant financial product. A copy of the relevant PDS and TMD relating to the relevant Magellan financial product may be obtained by calling +61 2 9235 4888 or by visiting www.magellangroup.com.au.

Past performance is not necessarily indicative of future results and no person guarantees the future performance of the Fund, the amount or timing of any return from it, that asset allocations will be met, that it will be able to implement its investment strategy or that its investment objectives will be achieved. Statements contained in this material that are not historical facts are based on current expectations, estimates, projections, opinions and beliefs of Magellan or the third party responsible for making those statements (as relevant). Such statements involve known and unknown risks, uncertainties and other factors, and undue reliance should not be placed thereon. This material may contain 'forward-looking statements'. Actual events or results or the actual performance of a Magellan financial product or service may differ materially from those reflected or contemplated in such forward-looking statements. This material may include data, research and other information from third-party sources. Magellan makes no guarantee that such information is accurate, complete or timely and does not provide any warranties regarding results obtained from its use. No representation or warranty is made with respect to the accuracy or completeness of any of the information contained in this material. Magellan will not be responsible or liable for any losses arising from your use or reliance upon any part of the information contained in this material.

Further information regarding any benchmark referred to herein can be found at www.magellangroup.com.au/benchmark-information. Any third-party trademarks contained herein are used for information purposes only and are the property of their respective owners. Magellan claims no ownership in, nor any affiliation with, such trademarks. This material and the information contained within it may not be reproduced, or disclosed, in whole or in part, without the prior written consent of Magellan. MCSI45596